



## *Sri Guru Gobind Singh College of Commerce*

### FAQs of Foreign Students (Related to Admission Form)

- Question: In Personal Details, which mobile number has to be provided?  
Answer: The mobile number of the students or student's parents (which is currently in use) has to be provided.

Admission 2023-24

Home

Download Application

Gender \*

- Select -

Candidate's Date of birth \*

Candidate's Phone Number \*

Candidate's E-mail ID \*

Candidate's Aadhaar No. \*

Admission Category \*

- Select Category-

Religion \*

- Select Religion-

- Question: What to select in the admission category?  
Answer: In the section, foreign students have to select category of 'Foreign Students'.

**Admission 2023-24**

Home

Download Application

Candidate's E-mail ID \*

Candidate's Aadhaar No. \*

Admission Category \*

- Select Category-

Religion \*

- Select Religion-

Father's Name \*

Father's Email ID \*

- Question: Under Local Address, in the column of 'state', what is to be filled by a foreign student?

Answer: In that case foreign students have to select that state in which they are currently residing in India (it could be his/her PG/Hostel address ) or in case students hasn't taken any PG/Hostel facility in India as on the date of admission, then a foreign student should select State (in India)

where his/her Local Guardian resides.

The screenshot shows the 'Admission 2023-24' application form. At the top, there is a dark blue header with 'Home' and 'Download Application' links. Below the header, the form is divided into sections. The first section is 'Guardian's Name of Organisation and Office Address', followed by 'Local Address \*', 'City \*', 'State \*' (a dropdown menu with '-Select-' selected), and a highlighted yellow text input field. Below this is the 'Pincode \*' field and a checkbox labeled 'Same as Local Address'.

- Question: Under personal detail section, in the field of Aadhaar Card what is to be filled?

Answer: A foreign student has to fill passport number in the field of Aadhaar Card.

The screenshot shows the 'Admission 2023-24' application form, focusing on the personal details section. It includes the same header as the previous screenshot. The form fields are: 'Gender \*' (dropdown with '- Select -'), 'Candidate's Date of birth \*', 'Candidate's Phone Number \*', 'Candidate's E-mail ID \*', 'Candidate's Aadhaar No. \*' (highlighted with a yellow box), 'Admission Category \*' (dropdown with '- Select Category-'), and 'Religion \*' (dropdown with '- Select Religion-').

- Question: Under upload section, there is link to upload 12<sup>th</sup> marksheet, which document has to be uploaded in case we don't have 12<sup>th</sup> marksheet?

Answer: In such case a foreign student has to upload the marksheet of last attended examination equivalent to 12<sup>th</sup> standard.

Admission 2023-24 [Home](#) [Download Application](#)

SGGSCC ADMISSION 2022-23

Personal Details | Educational Details | Bank Details | **Uploads** | Preview | DU undertaking

Candidate Photo : \*

Max size 250kb, .jpg/.jpeg/.png format

Candidate Signature : \*

Max size 250kb, .jpg/.jpeg/.png format

Candidate ID cum Address Proof : \*

Any one of the following documents: Aadhaar Card / Voter's Identity Card / PAN Card / Passport / Driving License) max size 500kb, .jpg/.jpeg/.png/.p formats

Parent/Guardians ID Proof (Self Attested) : \*

Any one of the following documents: Aadhaar Card / Voter's Identity Card / PAN Card / Passport / Driving License) max size 500kb, .jpg/.jpeg/.png/.p format

Admission Fee Slip from University portal : \*

max size 500kb, .jpg/.jpeg/.png format

10 th Mark Sheet : \*

Max size 500kb, .jpg/.jpeg/.png/.pdf formats

12 th Mark Sheet : \*

Date of Birth Proof (Self Attested & different from Address proof of the candidate) : \*

Any one of the following documents: Aadhaar Card / Voter's Identity Card / PAN Card / Passport / Driving License, 10th Marksheets) max size 500kb, .jpg/.jpeg/.png/.pdf formats

- Question: In case of exams cleared from multiple university, which university marks will be considered?

Answer: In that case any university that was last attended such university marksheet will be considered.

- Question: Can we change subject of SEC or AEC after filing admission form?

Answer: No, changing of subjects after filing admission form will not be entertained. Students are requested to choose their subject option very wisely.

- Question: Which subjects to be chosen by students in Generic option and AEC?

Answer: It is compulsory for students of B.Com to choose Political Science in Generic option. For AEC, all the foreign students are required to choose Hindi –D and rest of the students can choose any subjects.

- Question: Which bank detail has to be provided in bank detail section?

Answer: In bank detail section, foreign students have to fill the details of the account held in any bank in India. In case student doesn't have any account in any bank in India, then mention the details of any bank account held by students/parent in their home country.

Admission 2023-24 Home Download Application

SGGSC ADMISSION 2022-23

Personal Details Educational Details **Bank Details** Uploads Preview DU undertaking

Note : Saving Bank details of the candidate/Parent's Account details (These bank details will be used for the next three years of co for Refund of Security/ Fee Waiver (if any)/ Fee refund in 2nd/3rd Year - in case of admission cancelation)

Name of the Account Holder \*

Bank Account Number \*

Bank Name \*

Bank IFSC \*





Bank Address \*

BACK

- Question: From where we can get the anti-ragging undertaking by students and anti-ragging undertaking by parents and declaration by student and parent/guardian?

Answer: The undertaking can be downloaded from college website.

Along with the above, the following undertakings and affidavits need to be uploaded after self-attestation respectively by the student candidate and his or her parent/guardians.

10. Anti-Ragging Undertaking by Student	<a href="#">Download</a>	
11. Anti-Ragging Undertaking by Parent/Guardian	<a href="#">Download</a>	
12. Declaration by the Father/Guardian	<a href="#">Download</a>	
13. Declaration by the Student	<a href="#">Download</a>	
For candidates admitted under category OTHER than 'Unreserved' need to submit the following document with respect to their category of admission:		
14. Affidavit - Only for Sikh Minority Candidates	<a href="#">Download</a>	
15. Sports Undertaking** (For candidates admitted under Sports Category only)	<a href="#">Download</a>	
16. ECA Undertaking (For candidates admitted under ECA Category only)	<a href="#">Download</a>	
17. PwD Certificate (Fo Category only)		

Welcome to SGGSCC Chatbot!

<https://www.sggsc.ac.in/admission/ugadmission2023>

- Question: In uploads section, which cheque has to be uploaded?  
Answer: Upload a cancelled cheque (a cheque on which the word 'cancelled' is written by hand) of any bank account held in India. In case students do not have an account in India, they can upload the cancelled

cheque of any bank account held in their home country.

**Admission 2023-24**

Home

Download Application

License, 10th Marksheet) max size 500kb, .jpg/.jpeg/.png/.pdf formats

Anti-Ragging Undertaking by Student : \*

SELECT FILE

Max size 500kb, .jpg/.jpeg/.png/.pdf format

Cancelled Cheque : \*

f format

Anti-Ragging Undertaking by Parent/ Guardian : \*

SELECT FILE

Max size 500kb, .jpg/.jpeg/.png/.pdf format

Declaration by the Father/Guardian : \*

SELECT FILE

Max size 500kb, .jpg/.jpeg/.png/.pdf format


Declaration by the Student : \*

SELECT FILE

Max size 500kb, .jpg/.jpeg/.png/.pdf format

- Question: In personal detail section, what do we have to select for category apart from admission criteria and for EWS?

Answer: In personal detail section for selecting category, foreign student have to select 'General-FSR' and select 'No' for EWS.

 Download Application

Candidate's Blood Group \*

Area \*

Do you belong to any of the following category apart from admission criteria? \*

Do you belong to EWS? \*

Emergency Contact Name \*

Emergency Contact No. \*

Emergency Contact Relationship \*

Family annual income \*